


Gloucestershire Safety and Quality Improvement Academy 2025

CGAme : A QI Initiative to Enhance Comprehensive Geriatric Assessment Completion
Krutika Barki, Zayar Lin, Feba Thomas, Sangeeta Kulkarni



Safety concern

CGA completion rates on electronic patient records were suboptimal in our high turnover multiprofessional frailty unit, prompting an intervention to improve compliance.

Aim

To achieve completed CGA parameters in 10% of the patients at frailty unit in 8 months.

QI team

Dr Krutika Barki Dr Feba Thomas
Dr Zayar Lin Dr Sangeeta Kulkarni

Outcome Measure

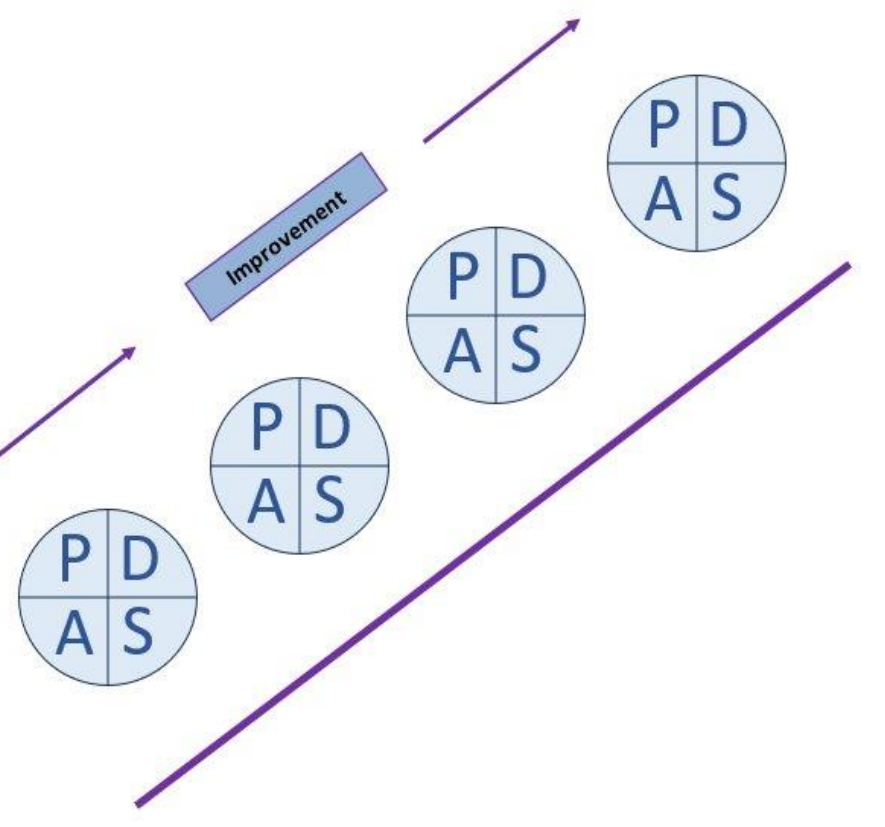
Comprehensive geriatric assessment data for 6 days (Snapshot Audit)

Process Measure

Collecting data on parameters in CGA(Included 13 parameters), communication and education with Frailty staff, Acronym usage.

Balancing Measure

Entering every parameter per patient which leads to lose focus on the main issue, refusal to get certain parameters measured (L&S BP, sitting out)



Cycle 1- Design acronym, education and awareness through teaching sessions & leaflets

Acronym "CGAme"

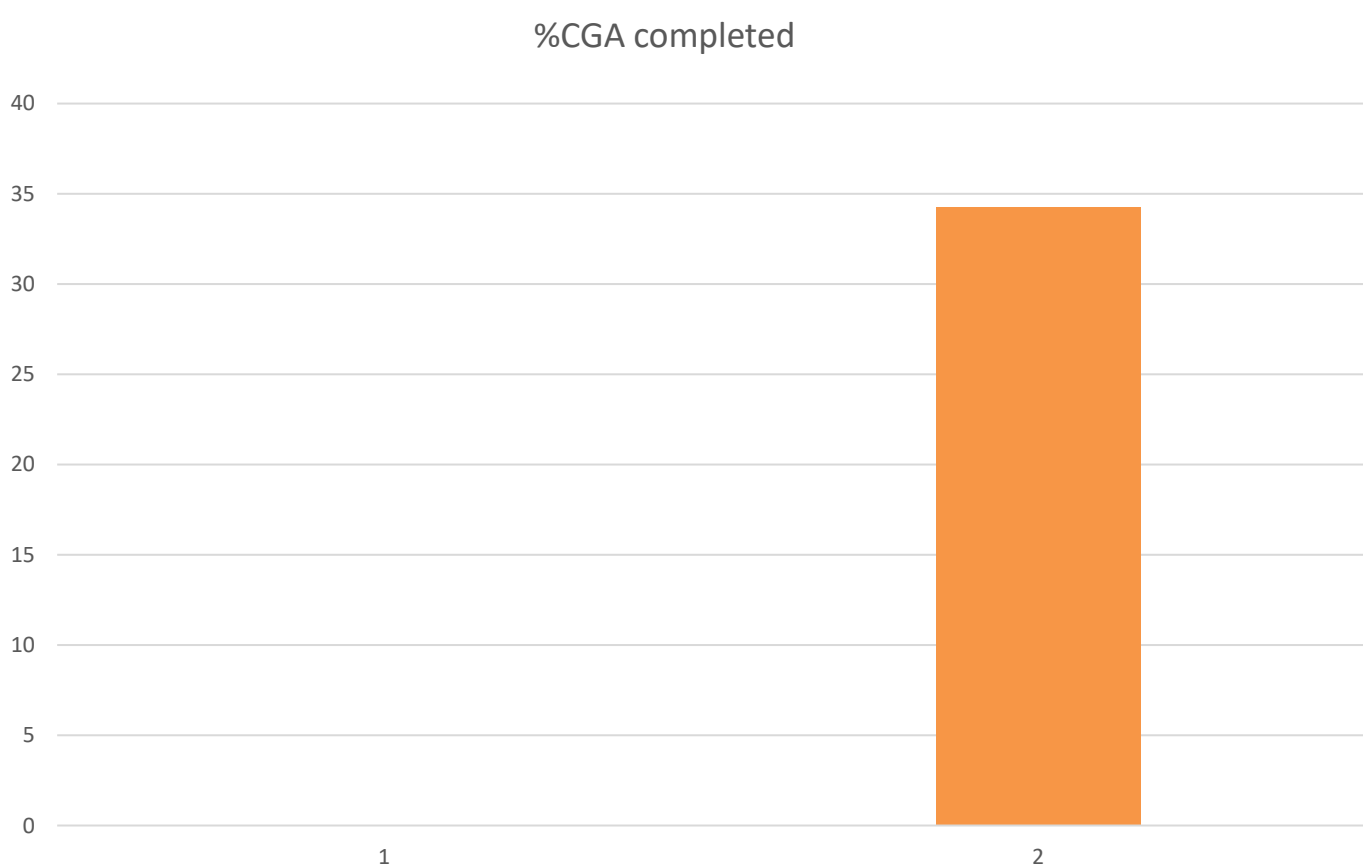
➢ Help us complete CGA for all the patients in Frailty unit before discharge
➢ To export the acronym: Open any document (Clinical note/Ward round) go to "Acronym Expansion" on the left-hand side, right above ward round note→Import from other user → **BARKI, Krutika** → **CGAme**
➢ Can be filled in by Frailty nurses/Doctors



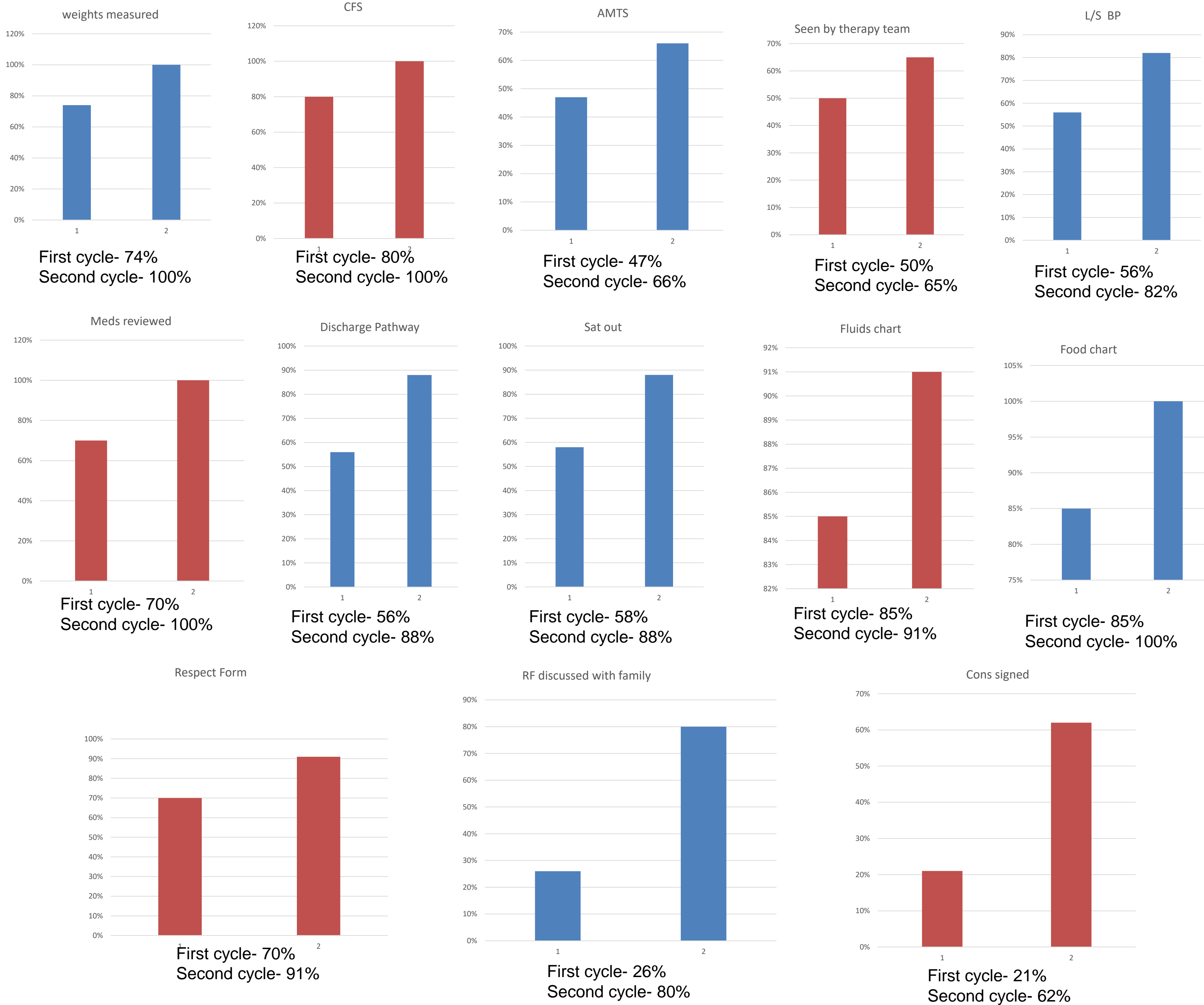
- CGAme
- CFS- Done/not done
 - AMTS-Done/not done
 - L/S BP- Y/N/not appropriate (in case of bed bound patients)
 - ReSPECT form- Y/N, Consultant signed- Y/N, Family involved in discussion- Y/N
 - SIB therapy team- Y/N/not required
 - Medications reviewed by Consultant/ Pharmacist- Y/N
 - Weight measured - Y/N, daily weights in case of cardiac failure pts
 - Sat out- Y/N
 - Food chart- Y/N, Fluid chart- Y/N
 - Discharge pathway-

Data Results

→ first cycle- 0% had completed CGA,
→ second cycle 34% had a completed CGA.



↓ Individual parameter results



Key results

Initially, 0% of patients had a fully completed CGA. Post intervention, CGA completion increased to 34% (12/35 patients). Staff reported improved awareness and integration of CGA into daily practice.

Next Steps

- Educating regarding individual essential parameters like AMTS(Beneficial for acute clinical assessments as well)-- ED level
- Make the acronym more reader friendly as when going through the patient notes comes across as clunky and disjointed
- Explore challenges around L&S BP
- Clarify signatures for ReSPECT
- Include therapy team in education and awareness to help understand CGA
- Share the acronym with AMU and other medical specialties to include in CFS of 5 and above.

Driver Diagram

