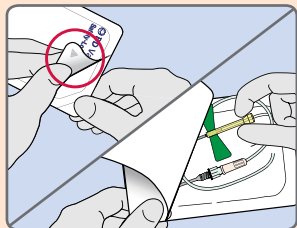


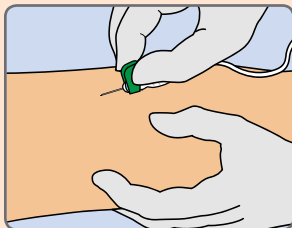
# BD Vacutainer® Safety-Lok™ Blood Collection Set



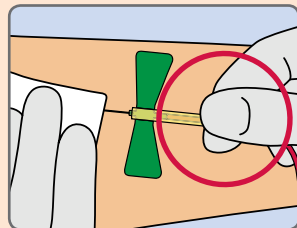
**1a** With gloved hands, peel back the packaging at the arrow so that the wingset is exposed.

**1b** With your thumb and index finger, grasp the body of the wingset and remove it from the packaging.

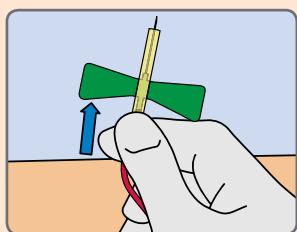
**1c** Attach a BD Vacutainer® Single Use Holder.



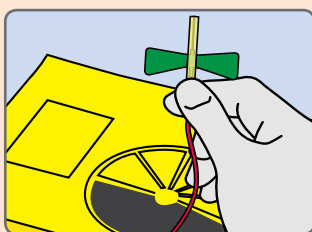
**2** Hold the textured side of the wings together with your thumb and index finger. Remove the needle cover and perform the venepuncture according to your organisation's policies and procedures.



**3** Grasp the grip at the end of the safety shield between your thumb and index finger. Withdraw the needle from the vein. Apply pressure to the site according to your organisation's policies and procedures.



**4** Use your remaining fingers to hold the tubing securely against the palm of your hand. Now, push your thumb and index finger forward, sliding the safety shield until it covers the tip of the needle. Activation is confirmed by an audible click.



**5** After activating the safety shield, discard immediately into an approved sharps container. Dispose of the needle and the single use holder together. If not using a single use holder, follow the manufacturer's instructions for disassembly.



**BD Diagnostics**  
Preanalytical Systems



## BD Vacutainer® Safety-Lok™ Blood Collection Set

Catalogue numbers:

367282 With Luer Adapter 21G, 0.75 in. (19 mm) Needle, 178 mm Tubing

367286 With Luer Adapter 21G, 0.75 in. (19 mm) Needle, 305 mm Tubing

367284 With Luer Adapter 23G, 0.75 in. (19 mm) Needle, 178 mm Tubing

367288 With Luer Adapter 23G, 0.75 in. (19 mm) Needle, 305 mm Tubing

367295 With Luer Adapter 25G, 0.75 in. (19 mm) Needle, 178 mm Tubing

367246 Without Luer Adapter 21G, 0.75 in. (19 mm) Needle, 305 mm Tubing

367247 Without Luer Adapter 23G, 0.75 in. (19 mm) Needle, 305 mm Tubing

[www.bd.com/europe/safety](http://www.bd.com/europe/safety)  
[bdukvacutainer@europe.bd.com](mailto:bdukvacutainer@europe.bd.com)



**CAUTION:** Handle all biologic samples and blood collection “sharps” (lancets, needles, luer adapters and blood collection sets) according to the policies and procedures of your organisation. Obtain appropriate medical attention in the event of any exposure to biologic samples (for example, through a puncture injury), since samples may transmit viral hepatitis, HIV (AIDS) or other infectious diseases. Utilise any safety-engineered feature if the blood collection device provides one. Discard all blood collection “sharps” in biohazard containers approved for their disposal.

BD Vacutainer® Safety-Lok™ Blood Collection Set User Guide,  
EA, 200611, 01, EN

BD, BD Logo and all other trademarks are the property of  
Becton, Dickinson and Company. ©2013 BD

**BD Diagnostics**  
Preanalytical Systems

Becton, Dickinson U.K. Limited  
Registered in England: 00852702  
Registered Office:  
The Danby Building,  
Edmund Halley Road,  
Oxford Science Park,  
Oxford, Oxfordshire  
OX4 4DQ  
Tel: 01865 781666  
Fax: 01865 781528  
[www.bd.com](http://www.bd.com)