

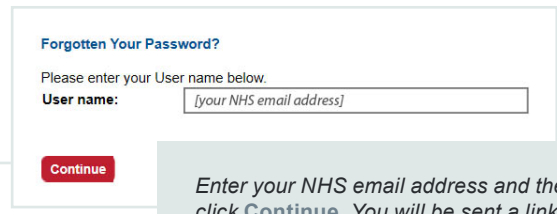
# Accessing TrakCare eLearning

To begin, please navigate to the eLearning System which can be found at <https://ghft.kallidus-suite.com> or please find the link on the eLearning information page on the intranet.



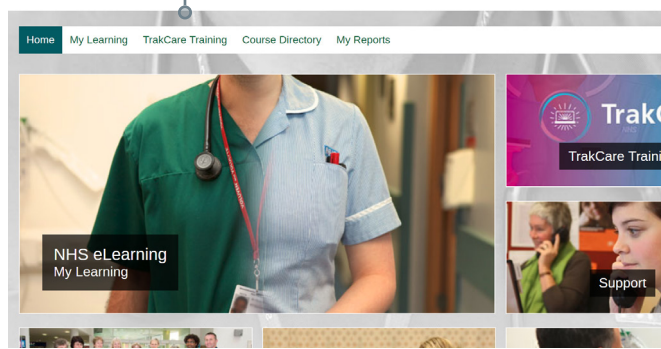
1 Your user name should be your NHS email address e.g. **first.last@nhs.net**  
Enter your password and then click **Log In**.

If you do not know your password, please click on the **Forgotten Password link**.

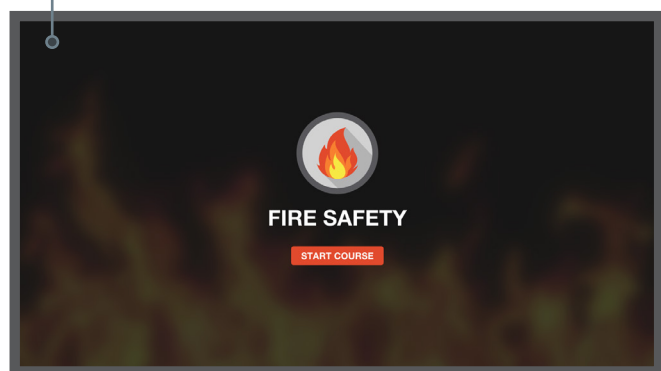


Enter your NHS email address and then click **Continue**. You will be sent a link via email to reset your password.

2 You will then be taken to the eLearning Homepage, please click on the **TrakCare Training Tab**.

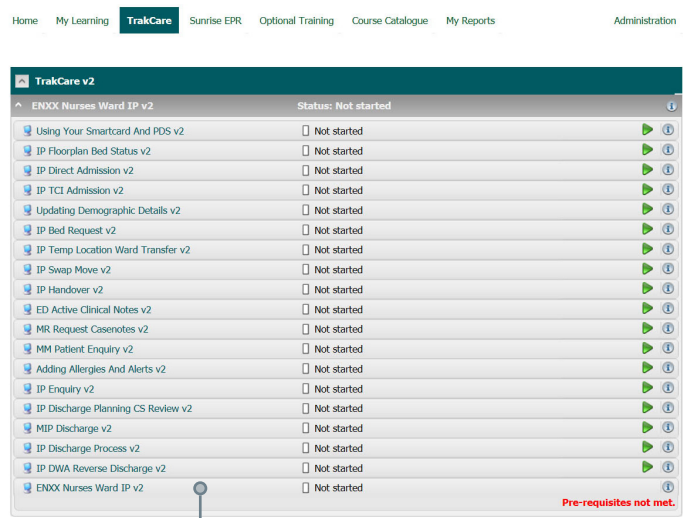


4 The course will then appear, ready to be completed.



**Please note** - Some courses rely on audio so ensure that you always have a pair of headphones with you when completing eLearning.

3 To launch a course simply click on the title or the green **Play Button**



5 For TrakCare training, the final item in the list of modules is the sign off module for the Trak assignment. The play button will not be available until all of the previous modules have been completed.  
When you have completed all of the modules, please launch the last item in the list and follow the instructions on screen to verify your completion.