











# BD Vacutainer® Tube Guide and Recommended Order of Draw\*

BD Life Sciences - Preanalytical Systems

## Hospital Version (Adult) - October 2019

Full information re test and sample requirements can be found by entering the test name into the Trust Webpage search  
Blood samples should be taken in the following order **after blood cultures**:

Cap Colour	Cat. No.	Tube Type	Determinations	Special Instructions	Mix Times
	Cat. No. 363095 Draw Volume 2.7ml	Sodium Citrate	INR, APTT ratio, thrombophilia screen, coagulation studies, D-dimers 1.8mL tube available for patients difficult to bleed	Must be filled at least to the minimum fill indicator (frosted band on tube). Under-filled samples will not be processed.	Mix 3-4 Times
	Cat. No. 366671 Draw Volume 5ml	ESR	ESR	Minimum 4.5mL blood required for ESR test (approximately 1.5 cm below the black lid).	Mix 8-10 Times
	Cat. No. 367837 Draw Volume 6ml	Serum	Cryoglobulins*, antifungal levels (vori/itra/fluconazole - must not be tested on gel tube)	* To keep at 37° C	Mix 5-6 Times
	Cat. No. 368968 Draw Volume 5ml	SST™ II Advance (Rust)	1: General chemical pathology (inc. CRP, troponin T), Antibiotic Assays (including Gentamycin, Tobramycin and Vancomycin), Creatinine and Electrolytes, LFTs, TFTs 2: B12, folate, ferritin, glandular fever 3: Immunology tests: immunoglobulins, antibodies, allergy	Separate samples required for samples from different groups (1, 2 and 3).	Mix 6 Times
	Cat. No. 367958 Draw Volume 8.5ml	SST™ II Advance (Gold)	Viral and bacterial antibodies, syphilis testing, HIV, Hep B, C, Antibiotic Assays (including Teicoplanin), antenatal syphilis/HIV/HepB		Mix 6 Times
	Cat. No. 367885 Draw Volume 6ml	Lithium Heparin	Chromosome analysis, carboxy haemoglobin, neutrophil function tests*, T Spot**	* Only by prior arrangement with lab ** Requires x2 separate tubes for that test	Mix 8-10 Times
	Cat. No. 367839 Draw Volume 4ml	EDTA	1: FBC, film, viscosity, retics and malaria 2: Haemoglobinopathy screen* CD4 and lymphocyte markers*, DAT (Coombs) *, HLA disease specific* 3: PTH*, HbA1c*, lead*, porphyrins*, cyclosporin*, HFE gene*, ammonia#, manganese* 4: Meningococcal PCR*, CMV PCR, EBV PCR 5: Hep C viral load**, HIV viral load**, Hep B PCR**, HCV genotype**	Separate EDTA samples required for samples from different groups (1-5) and in addition * Indicates separate tube required for that test, ** Requires x2 separate tubes for that test, and # contact Lab before taking sample - sample must be on ice	Mix 8-10 Times
	Cat. No. 367941 Draw Volume 6ml	EDTA Crossmatch	Crossmatch, Group & Save, antenatal group & antibodies		Mix 8-10 Times
	Cat. No. 368380 Draw Volume 6ml	Trace Element	Trace metals including zinc, aluminium, copper, selenium	Special tube - contact lab for stock.	Mix 8-10 Times
	Cat. No. 368920 Draw Volume 2ml	Fluoride Oxalate	Glucose, lactate #, blood alcohol	# Contact lab before taking sample - samples must be received within 4 hours.	Mix 8-10 Times

Determinations and Special Instructions contained within this guide have been provided by the named institute and are not BD recommendations or instructions for the BD products described. Please consult your organisation's guidelines or contact BD should you have any questions. \*Clinical and Laboratory Standards Institute (CLSI) Guidelines GP41-E07 (formerly H3-A6, 6th Edition)

**IMPORTANT MIXING GUIDELINES:** All BD Vacutainer® tubes require immediate mixing following collection. Insufficient mixing can result in inaccurate test results and the need to re-draw. Correct mixing technique is to gently invert (180° and back) each tube the recommended number of times shown on the right hand side of the table.

0118 921 6000

1030 Eskdale Rd, Winnersh, Wokingham RG41, UK

[bd.com/en-uk](http://bd.com/en-uk)